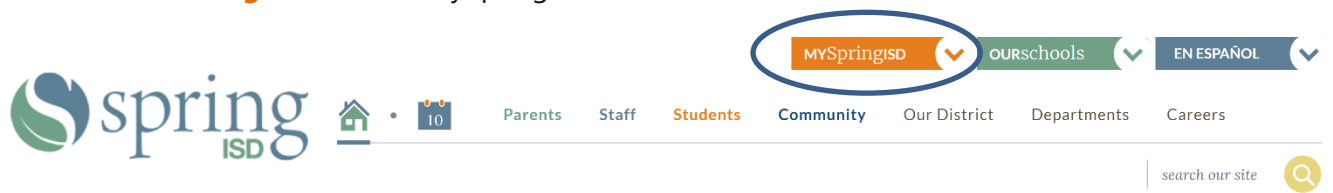


Accessing grades through Home Access Center (HAC)

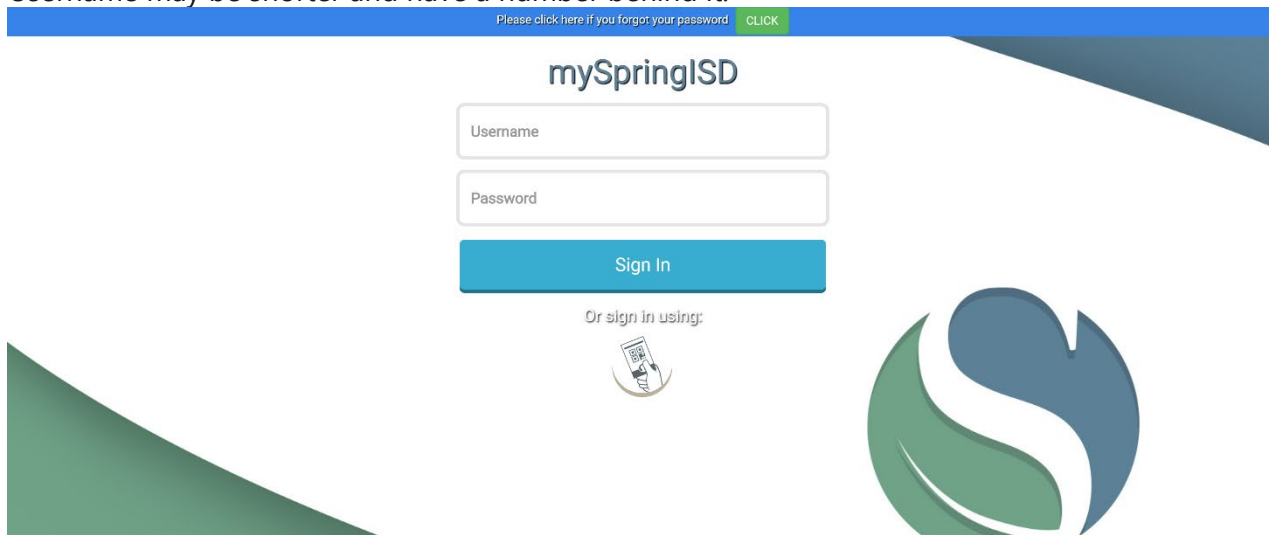
Login to Spring ISD Portal

Step 1: Open Google Chrome browser type in www.springisd.org which will take you to the Spring ISD home page.

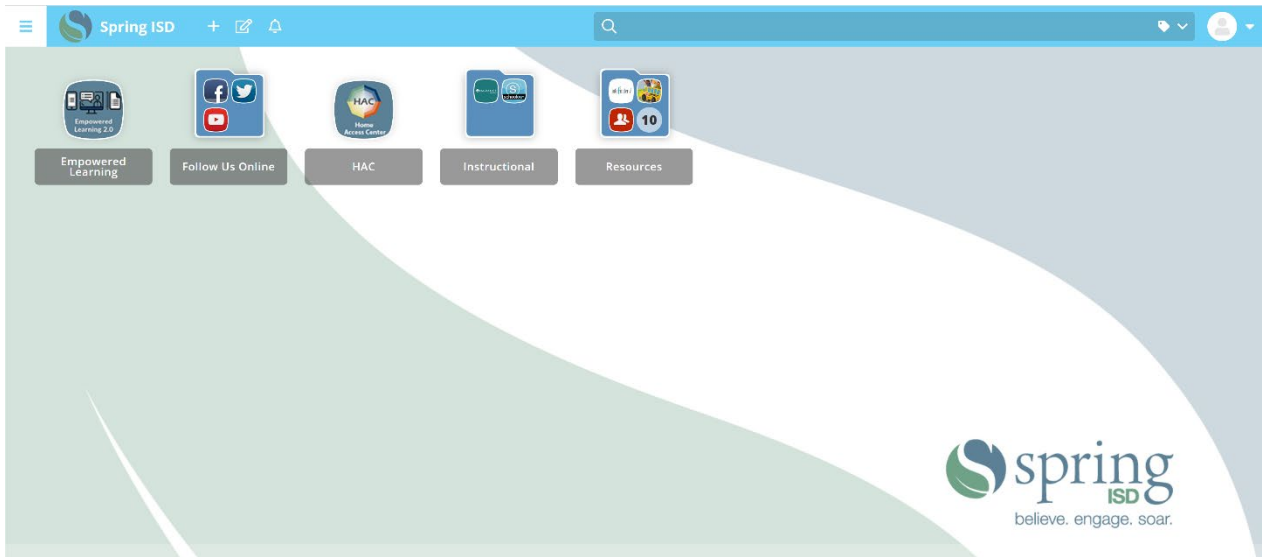
Step 2: Select the **orange** tab called, MySpringISD



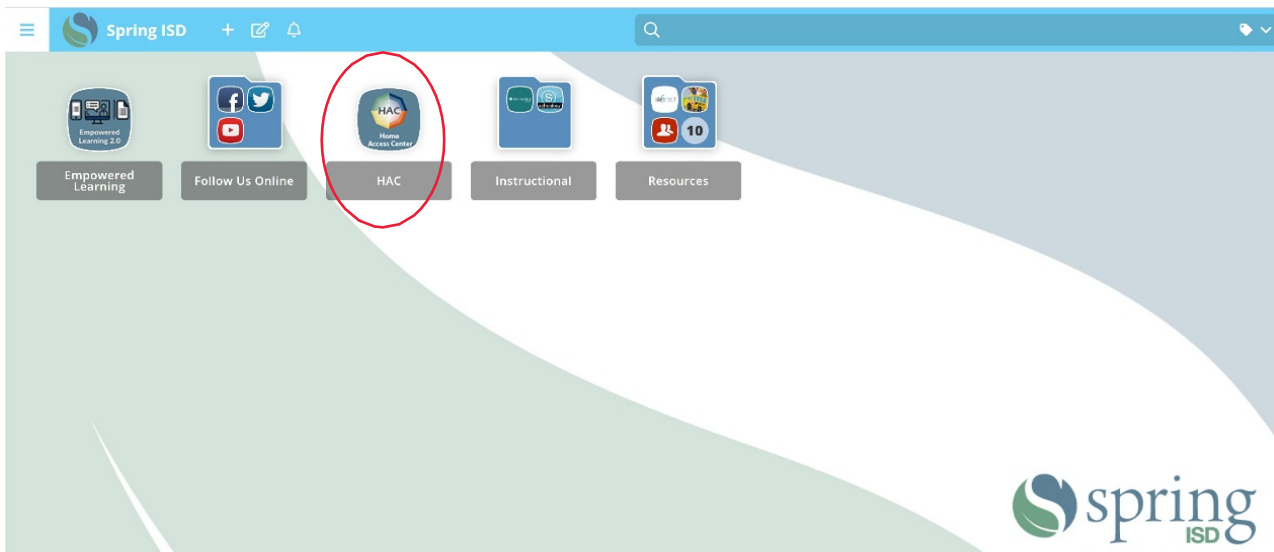
Step 3: Enter the Username and Password the district provided to you. This is the same Username and Password used to log in to HAC (Home Access Center). Note: Usually, it is the first letter and last name, example John Smith would be j.smith If you have a longer last name or a common last name the Username may be shorter and have a number behind it.



Step 4: Once you successfully log in using your Username and Password it will take you to the SpringISD Portal.



Step 5: Click on the HAC icon (Home Access Center) which will take you to the login screen.



Step 6: Use the same Username and Password that you used to log in to the Spring ISD Portal to log in to the HAC (Home Access Center.)

Welcome to

 Home Access Center

Select a District

SIS_Live Database

User Name

Password

[Forgot My User Name or Password](#)
[Click Here to Register with Access Code](#)

Sign In

Step 7: Once in HAC, select Grades, then click on either the IPR, Report Card, Transcript, Test Scores Tab. **Note:** Only High School Students will have a Transcript tab.



Home Attendance Classes **Grades** Student Support Registration

IPR Report Card Transcript Test Scores