

Spring Independent School District

Clughton Middle School

2019-2020 Goals/Performance Objectives/Strategies

Accountability Rating: F



Mission Statement

Claughton Middle School will empower all students to become active, skillful, and responsible citizens by providing engaging curriculum through a safe and supportive environment.

Vision

Claughton Middle School prepares students to be lifelong learners, problem solvers, responsible citizens, and ready to compete in a global society.

Value Statement

We base our decisions on what is best for kids

We strive for excellence in all we do

We build trust through integrity and lead by example

We communicate openly

We value diversity and treat everyone with dignity and respect

We win as a team

Table of Contents

Goals	4
Goal 1: By June 2020, Students achievement in reading for grades 6 through 8 will increase from 59% to 69% at the approaches level, 33% to 43% at the meets level, and 8 % to 18% masters. English I will increase from 92% to 100% approaches, Meets, and Masters. Also, by June 2020, student achievement on MAP for grades 6 through 8 will increase from 33 % on or above grade level to 43 % on or above grade level as measured by EOY MAP.	4
Goal 2: By June 2020, student achievement in science will increase from 27% to 37 % at the meets level as measured by the 8th grade STAAR.	8
Goal 3: By June 2020, student achievement in Math for grades 6 through 8 will increase from 45% to 55% as measured by EOC MAP CGI. Also, by June 2020, student achievement in math will increase from 31 % to 41% at the meets level as measured by the 8th Grade STAAR.	11
Goal 4: By June 2020, students achievement in Social Studies for Grade 8 will increase from 17% to 27% at the meets level as measured by the STAAR Social Studies test	14
Goal 5: By June 2020, student attendance will increase from 93.5% to 95% as measured by the EOY PEIMS submission.	17
Goal 6: By 2020, a rating of 80% in the school quality survey for A) Staff and B) Parents will be achieved.	18
Comprehensive Support Strategies	20

Goals

Goal 1: By June 2020, Students achievement in reading for grades 6 through 8 will increase from 59% to 69% at the approaches level, 33% to 43% at the meets level, and 8 % to 18% masters. English I will increase from 92% to 100% approaches, Meets, and Masters. Also, by June 2020, student achievement on MAP for grades 6 through 8 will increase from 33 % on or above grade level to 43 % on or above grade level as measured by EOY MAP.

Performance Objective 1: English Language Arts performance will improve through strategic planning, researched based literacy strategies, and aligned resources.

Evaluation Data Source(s) 1: 2019-2020 STAAR Data, PLC meeting agendas, data trackers, and student work samples


Summative Evaluation 1:

High Priority

Strategy Description	ELEMENTS	Monitor	Strategy's Expected Result/Impact	Reviews			
				Formative			Summative
				Oct	Jan	Apr	July
<p>Comprehensive Support Strategy</p> <p>1) Lift Six Tenant 2- The four types of PLC's (Learning, Planning, Practice, and data driven action planning) will be used in the instructional planning cycle to ensure teachers are aware of students strengths/weaknesses and know what to reteach and/or accelerate.</p>	2.4, 2.5, 2.6	<p>ELA Administrator</p> <p>Department Team Lead</p>	<p>Based on campus and district assessments, scholars will meet grade level expectations quarterly.</p> <p>Q1: 40% of students will meet grade level expectations</p> <p>Q2: 50% of the scholars will meet grade level expectations</p> <p>Q3: 60% of the scholars will meet grade level expectations</p> <p>Q4: 70% of the scholars will meet grade level expectations</p>				
<p>2) Lift 6 Tenant 5-Targeted students will be provided interventions/tutorials during school, after school, and at Saturday classes.</p>	2.4, 2.5, 2.6	<p>ELA Administrator</p> <p>Department Team Lead</p>	<p>Based on campus and district assessments, scholars will meet grade level expectations quarterly.</p> <p>Q1: 40% of students will meet grade level expectations</p> <p>Q2: 50% of the scholars will meet grade level expectations</p> <p>Q3: 60% of the scholars will meet grade level expectations</p> <p>Q4: 70% of the scholars will meet grade level expectations</p>				
<p>Funding Sources: 211 Title I, Part A - 50000.00, 199 State SCE - State Compensatory Education (PIC - 36956.00, 199 State Bilingual/ESL (PIC 25, 35) - 2916.00</p>							

Strategy Description	ELEMENTS	Monitor	Strategy's Expected Result/Impact	Reviews			
				Formative			Summative
				Oct	Jan	Apr	July
<p>TEA Priorities Build a foundation of reading and math</p> <p>3) Lift 6 Tenant 3-General Supplies and supplemental Instructional materials will be purchased for tier 1, tier 2, and tier 3 instruction.</p>	2.4, 2.5, 2.6	Principal Assistant Principals	<p>Based on campus and district assessments, scholars will meet grade level expectations quarterly.</p> <p>Q1: 40% of students will meet grade level expectations</p> <p>Q2: 50% of the scholars will meet grade level expectations</p> <p>Q3: 60% of the scholars will meet grade level expectations</p> <p>Q4: 70% of the scholars will meet grade level expectations</p>				
Funding Sources: 199 General Fund - 12250.00, 211 Title I, Part A - 9477.00, 199 State SCE - State Compensatory Education (PIC - 3000.00)							
4) Lift 6 Tenant 2-Avid strategies aligned with Springway systems and procedures and curriculum resources will be implemented across all content areas.	2.4, 2.5, 2.6	ELA Administrator Department Team Lead AVID Coordinator	<p>Based on campus and district assessments, scholars will meet grade level expectations quarterly.</p> <p>Q1: 40% of students will meet grade level expectations. (2 WICOR strategies and 1 critical reading strategy)</p> <p>Q2: 50% of the scholars will meet grade level expectations. (3 WICOR strategies and 2 critical reading strategies)</p> <p>Q3: 60% of the scholars will meet grade level expectation. (3 WICOR strategies and 3 critical reading strategies)</p> <p>Q4: 70% of the scholars will meet grade level expectations. (5 WICOR strategies and all critical reading strategies)</p>				

Strategy Description	ELEMENTS	Monitor	Strategy's Expected Result/Impact	Reviews			
				Formative			Summative
				Oct	Jan	Apr	July
5) Lift 6 Tenant 2- The Literacy Coach will model and coach all ELAR teachers and tutors on grade level content and the Springway Routines and Procedures.		ELA Administrator	Q1: 40% of students will meet grade level expectations Q2: 50% of the scholars will meet grade level expectations Q3: 60% of the scholars will meet grade level expectations Q4: 70% of the scholars will meet grade level expectations				
6) Lift 6 Tenant 1-Implement aligned curriculum (YAG, curriculum, MAP, Scope and sequence and Unit Guides.	2.5, 2.6	ELA Administrator Literacy Coach	Q1: 40% of students will meet grade level expectations Q2: 50% of the scholars will meet grade level expectations Q3: 60% of the scholars will meet grade level expectations Q4: 70% of the scholars will meet grade level expectations				
7) Lift 6 Tenant 5-Targeted interventions for all ELL and SPED students		Principal Co-Teachers	Q1: 40% of students will meet grade level expectations Q2: 50% of the scholars will meet grade level expectations Q3: 60% of the scholars will meet grade level expectations Q4: 70% of the scholars will meet grade level expectations				



100% = Accomplished
 ➔ = Continue/Modify
 0% = No Progress
 ✗ = Discontinue

Goal 2: By June 2020, student achievement in science will increase from 27% to 37 % at the meets level as measured by the 8th grade STAAR.


Performance Objective 1: Science performance will improve through strategic planning, researched based literacy strategies, and aligned resources.

Evaluation Data Source(s) 1: 2019-2020 STAAR data, PLC meeting agendas, data trackers, and student work samples

Summative Evaluation 1:

Strategy Description	ELEMENTS	Monitor	Strategy's Expected Result/Impact	Reviews			
				Formative			Summative
				Oct	Jan	Apr	July
1) Lift 6 Tenet 2-Avid strategies aligned with Springway systems and routines and curriculum resources will be implemented across all areas.	2.4, 2.5, 2.6	Science administrator Science Department Team Lead	Based on campus and district assessments, scholars will meet grade level expectations quarterly. Q1: 40% of students will meet grade level expectations Q2: 50% of the scholars will meet grade level expectations Q3: 60% of the scholars will meet grade level expectations Q4: 70% of the scholars will meet grade level expectations				
Funding Sources: 199 State Bilingual/ESL (PIC 25, 35) - 6000.00							

Strategy Description	ELEMENTS	Monitor	Strategy's Expected Result/Impact	Reviews			
				Formative			Summative
				Oct	Jan	Apr	July
2) Lift 6 Tenet 2-The four types of PLC's (Learning, Planning, Practice, and data driven action planning) will be used in the instructional planning cycle to ensure teachers are aware of students strengths/weaknesses and know what to reteach and/or accelerate.	2.4, 2.5, 2.6	Science administrator Science Department Team Lead	Based on campus and district assessments, scholars will meet grade level expectations quarterly. Q1: 40% of students will meet grade level expectations Q2: 50% of the scholars will meet grade level expectations Q3: 60% of the scholars will meet grade level expectations Q4: 70% of the scholars will meet grade level expectations				
3) Lift 6 Tenet 5-Targeted students will be provided interventions/tutorials during school, after school, and at Saturday classes.	2.4, 2.5, 2.6	Science Administrator Science Department Team Lead	Based on campus and district assessments, scholars will meet grade level expectations quarterly. Q1: 40% of students will meet grade level expectations Q2: 50% of the scholars will meet grade level expectations Q3: 60% of the scholars will meet grade level expectations Q4: 70% of the scholars will meet grade level expectations				

Strategy Description	ELEMENTS	Monitor	Strategy's Expected Result/Impact	Reviews			
				Formative			Summative
				Oct	Jan	Apr	July
4) Lift 6 Tenet 3-General Supplies and supplemental Instructional materials will be purchased for tier 1, tier 2, and tier 3 instruction.	2.4, 2.5, 2.6	Science administrator Science Department Team Lead	Based on campus and district assessments, scholars will meet grade level expectations quarterly. Q1: 40% of students will meet grade level expectations Q2: 50% of the scholars will meet grade level expectations Q3: 60% of the scholars will meet grade level expectations Q4: 70% of the scholars will meet grade level expectations				
							

Goal 3: By June 2020, student achievement in Math for grades 6 through 8 will increase from 45% to 55% as measured by EOC MAP CGI. Also, by June 2020, student achievement in math will increase from 31 % to 41% at the meets level as measured by the 8th Grade STAAR.

Performance Objective 1: Math performance will improve through strategic planning, researched based instructional strategies, and aligned resources.





Evaluation Data Source(s) 1: PLC agenda, campus assessments, and MAP data

Summative Evaluation 1:

Strategy Description	ELEMENTS	Monitor	Strategy's Expected Result/Impact	Reviews			
				Formative			Summative
				Oct	Jan	Apr	July
1) Lift 6 Tenet 3 Maximized Learning Time: We will identify students who need additional curriculum support according to their STAAR scores and utilize Go Math, Mentoring Minds in our numeracy elective courses to support struggling students. Teachers will plan and prepare for small group math intervention classes during the school day. This strategy includes English Language Learners and students receiving Special Education Services. and Lift 6 Tenant 2-Avid strategies aligned with SpringWay System and routines and curriculum resources will be implemented across all areas.	2.4, 2.5, 2.6	Math Administrator Math Department Team Lead	Based on campus and district assessments, scholars will meet grade level expectations quarterly. Q1: 40% of students will meet grade level expectations Q2: 50% of the scholars will meet grade level expectations Q3: 60% of the scholars will meet grade level expectations Q4: 70% of the scholars will meet grade level expectations				
Funding Sources: 211 Title I, Part A - 86500.00							

Strategy Description	ELEMENTS	Monitor	Strategy's Expected Result/Impact	Reviews			
				Formative			Summative
				Oct	Jan	Apr	July
2) Lift 6 Tenant 2-The four types of PLC's (Learning, Planning, Practice, and data driven action planning) will be used in the instructional planning cycle to ensure teachers are aware of students strengths/weaknesses and know what to reteach and/or accelerate.	2.4, 2.5, 2.6	Math Administrator Math Department Team Lead	Based on campus and district assessments, scholars will meet grade level expectations quarterly. Q1: 40% of students will meet grade level expectations Q2: 50% of the scholars will meet grade level expectations Q3: 60% of the scholars will meet grade level expectations Q4: 70% of the scholars will meet grade level expectations				
3) Lift 6 Tenant 5-Targeted students will be provided interventions/tutorials during school, after school, and at Saturday classes using Imagine Learning, formerly Think Through Math, as a supplemental resource.	2.4, 2.5, 2.6	Math Administrator Math Department Team Lead	Based on campus and district assessments, scholars will meet grade level expectations quarterly. Q1: 40% of students will meet grade level expectations Q2: 50% of the scholars will meet grade level expectations Q3: 60% of the scholars will meet grade level expectations Q4: 70% of the scholars will meet grade level expectations				

Strategy Description	ELEMENTS	Monitor	Strategy's Expected Result/Impact	Reviews			
				Formative			Summative
				Oct	Jan	Apr	July
4) Lift 6 Tenant 3- General Supplies and supplemental Instructional materials will be purchased for tier 1, tier 2, and tier 3 instruction.	2.4, 2.5, 2.6	Math Administrator Math Department Team Lead	Based on campus and district assessments, scholars will meet grade level expectations quarterly. Q1: 40% of students will meet grade level expectations Q2: 50% of the scholars will meet grade level expectations Q3: 60% of the scholars will meet grade level expectations Q4: 70% of the scholars will meet grade level expectations				
5) Lift 6 Tenant 2- The Math Coach will model and coach all math teachers and tutors on grade level content and the Springway Routines and Procedures.		Math Administrator	Based on campus and district assessments, scholars will meet grade level expectations quarterly. Q1: 40% of students will meet grade level expectations Q2: 50% of the scholars will meet grade level expectations Q3: 60% of the scholars will meet grade level expectations Q4: 70% of the scholars will meet grade level expectations				

 = Accomplished
  = Continue/Modify
  = No Progress
  = Discontinue

Goal 4: By June 2020, students achievement in Social Studies for Grade 8 will increase from 17% to 27% at the meets level as measured by the STAAR Social Studies test


Performance Objective 1: Social Studies performance will improve through strategic planning, researched based instructional strategies, and aligned resources.

Evaluation Data Source(s) 1: 2019-2020 STAAR Data, Campus/ District Assessments, PLC Agendas

Summative Evaluation 1:

Strategy Description	ELEMENTS	Monitor	Strategy's Expected Result/Impact	Reviews			
				Formative			Summative
				Oct	Jan	Apr	July
1) Lift Six Tenant 2-Avid strategies aligned with Springway system and routines and curriculum resources will be implemented across all areas.	2.4, 2.5, 2.6	Social Studies Administrator Department Team Lead	Based on campus and district assessments, scholars will meet grade level expectations quarterly. Q1: 40% of students will meet grade level expectations Q2: 50% of the scholars will meet grade level expectations Q3: 60% of the scholars will meet grade level expectations Q4: 70% of the scholars will meet grade level expectations				
Funding Sources: 211 Title I, Part A - 5000.00							

Strategy Description	ELEMENTS	Monitor	Strategy's Expected Result/Impact	Reviews			
				Formative			Summative
				Oct	Jan	Apr	July
2) Lift 6 Tenant 2-The four types of PLC's (Learning, Planning, Practice, and data driven action planning) will be used in the instructional planning cycle to ensure teachers are aware of students strengths/weaknesses and know what to reteach and/or accelerate.	2.4, 2.5, 2.6	Social Studies Administrator Department Team Lead	Based on campus and district assessments, scholars will meet grade level expectations quarterly. Q1: 40% of students will meet grade level expectations Q2: 50% of the scholars will meet grade level expectations Q3: 60% of the scholars will meet grade level expectations Q4: 70% of the scholars will meet grade level expectations				
3) Lift 6 Tenant 5-Targeted students will be provided interventions/tutorials during school, after school, and at Saturday classes.	2.4, 2.5, 2.6	Social Studies Administrator Department Team Lead	Based on campus and district assessments, scholars will meet grade level expectations quarterly. Q1: 40% of students will meet grade level expectations Q2: 50% of the scholars will meet grade level expectations Q3: 60% of the scholars will meet grade level expectations Q4: 70% of the scholars will meet grade level expectations				





Strategy Description	ELEMENTS	Monitor	Strategy's Expected Result/Impact	Reviews			
				Formative			Summative
				Oct	Jan	Apr	July
4) Lift 6 Tenant 3 General Supplies and supplemental Instructional materials will be purchased for tier 1, tier 2, and tier 3 instruction.	2.4, 2.5, 2.6	Social Studies Administrator Department Team Lead	Based on campus and district assessments, scholars will meet grade level expectations quarterly. Q1: 40% of students will meet grade level expectations Q2: 50% of the scholars will meet grade level expectations Q3: 60% of the scholars will meet grade level expectations Q4: 70% of the scholars will meet grade level expectations				
							

Goal 5: By June 2020, student attendance will increase from 93.5% to 95% as measured by the EOY PEIMS submission.

Performance Objective 1: Students attendance will improve through strategic planning, student incentives, and effective communication.

Evaluation Data Source(s) 1: E-School daily attendance, Parent Contact logs

Summative Evaluation 1:

Strategy Description	ELEMENTS	Monitor	Strategy's Expected Result/Impact	Reviews			
				Formative			Summative
				Oct	Jan	Apr	July
Comprehensive Support Strategy 1) Lift 6 Tenant 6-Each six weeks the school will conduct perfect attendance awards programs, and at the end of the school year an Honor's Night to celebrate students with Perfect attendance for the entire school year.	2.4, 2.5, 2.6	Principal	Based on campus six weeks attendance tracker/E-School, student attendance will increase. Q1: 93% daily attendance Q2: 94% daily attendance Q3: 95% daily attendance Q4: 96% daily attendance				
		Assistant principals					
Attendance Clerk							
Attendance Committee							
Funding Sources: 211 Title I, Part A - 3265.00, 199 General Fund - 2750.00							
2) Lift 6 Tenant 6-The Tardy calculator will track students tardies and contact parent daily on the number of tardies.	2.4, 2.5, 2.6	Principal	Based on campus six weeks attendance tracker/E-School, student attendance will increase. Q1: 93% daily attendance Q2: 94% daily attendance Q3: 95% daily attendance Q4: 96% daily attendance				
		Assistant Principals					
		Attendance Clerk					
<div style="display: flex; justify-content: space-around; align-items: center;"> <div style="text-align: center;">  <p>= Accomplished</p> </div> <div style="text-align: center;">  <p>= Continue/Modify</p> </div> <div style="text-align: center;">  <p>= No Progress</p> </div> <div style="text-align: center;">  <p>= Discontinue</p> </div> </div>							


Goal 6: By 2020, a rating of 80% in the school quality survey for A) Staff and B) Parents will be achieved.

Performance Objective 1: Claughton Middle School will improve systems around teachers/staff and parents quality.

Evaluation Data Source(s) 1: Staff, parents, and student surveys

Summative Evaluation 1:

Strategy Description	ELEMENTS	Monitor	Strategy's Expected Result/Impact	Reviews			
				Formative			Summative
				Oct	Jan	Apr	July
1) Lift 6 Tenant 1-There will be monthly parent and staff activities to improve engagement and involvement. Open House Literacy Night Monthly PTO meetings Science Night Monthly Staff Luncheons Math Night STAAR Night Parent Morning Learning Monthly Staff Super STAR Weekly Parent Messages Monthly Newsletters	3.1, 3.2	Principal Parent Liaison Staff Cheer Committee Member	Based on monthly staff and parent meetings, school quality will increase. Q1: 2 Parent and staff engagement activities Q2: 5 Parent and staff engagement activities Q3: 8 Parent and staff engagement activities Q4: 10 Parent and staff engagement activities				
Funding Sources: 211 Title I, Part A - 3265.00							
2) Lift 6 Tenant 1-Students, staff, and parents will commit to the Lift 6 19-20 parent compact.		Principal Parent liaison Staff Cheer Committee Member	Based on monthly staff and parent meetings, school quality will increase. Q1: 2 Parent and staff engagement activities Q2: 5 Parent and staff engagement activities Q3: 8 Parent and staff engagement activities Q4: 10 Parent and staff engagement activities				

Strategy Description	ELEMENTS	Monitor	Strategy's Expected Result/Impact	Reviews			
				Formative			Summative
				Oct	Jan	Apr	July
3) Lift Six Tenant 1- Parent Engagement Coordinators will conduct monthly parent meetings and trainings to support parental engagement.		Principal Parent liaison	Based on monthly staff and parent meetings, school quality will increase. Q1: 2 Parent and staff engagement activities Q2: 5 Parent and staff engagement activities Q3: 8 Parent and staff engagement activities Q4: 10 Parent and staff engagement activities				
							

Comprehensive Support Strategies

Goal	Objective	Strategy	Description
1	1	1	Lift Six Tenant 2- The four types of PLC's (Learning, Planning, Practice, and data driven action planning) will be used in the instructional planning cycle to ensure teachers are aware of students strengths/weaknesses and know what to reteach and/or accelerate.
5	1	1	Lift 6 Tenant 6-Each six weeks the school will conduct perfect attendance awards programs, and at the end of the school year an Honor's Night to celebrate students with Perfect attendance for the entire school year.