

Spring ISD



For the Quarter Ended

September 30, 2019

Report Name

Certification Page
Executive Summary
Benchmark Comparison
Detail of Security Holdings
Change in Value
Earned Income
Investment Transactions
Amortization and Accretion
Projected Fixed Income Cash Flows

MARKET RECAP - SEPTEMBER 2019:

Conditions on the trade front improved in early September as friendlier rhetoric and an announcement that talks would resume in October once again stoked optimism that a deal might be reached. Outside of manufacturing, the economic data released in early September was generally better than expected. The ISM manufacturing index for August slipped to 49.1, below the breakeven 50 level and signaling contraction in the manufacturing sector. The ISM non-manufacturing index, however, improved during August, climbing from 53.7 to 56.4, an indication that the economy's service sector is better insulated from the effects of the trade war and remains healthy. The August employment report headline was weak, but underlying details were better. Nonfarm payrolls grew by just +130k, with 25k of those jobs being temporary government 2020 census workers. When combined with prior period downward revisions, the three-month average sunk to +156k. Offsetting that weakness was a slight decline in the unemployment rate, which dropped from 3.71% to 3.69%, and news that the labor force participation rate rose from 63.0% to 63.2%, matching a six-year high. The tight labor market appears to be nudging wages higher as average hourly earnings rose +0.4%, *the fourth straight month of solid wage gains*.

Inflation readings firmed during the month with both the producer and consumer price indexes topping forecasts. The core Consumer Price Index (CPI), which excludes food and energy prices, climbed +0.3% for the third straight month in August, pushing the year-over-year core rate up from +2.2% to +2.4%, *the highest in 11 years*. August retail sales rose by +0.4%, doubling the forecasted percentage gain. Although seven of the 13 major categories declined, strong auto sales, building materials and online spending more than made up the difference. Lower mortgage rates are supporting improvement in housing with existing home sales advancing +1.3% and new home sales surging +7.1% in August. Housing starts, building permits and builder sentiment all showed improvement.

With such a string of positive data it's reasonable to question the prevailing notion that conditions are deteriorating. The answer is that job growth is slowing and manufacturing is clearly contracting. Although manufacturing makes up a relatively small portion of the economy, it is a reliable leading indicator, closely correlated with GDP growth and an important driver of both domestic and international economic activity. It was also a prime reason why the Federal Reserve opted to lower the target overnight fed funds rate another 25 basis points to a range of 1.75%-2.00% in mid-September and appears likely to cut at least once more before the year is over.

Bond markets were quite volatile through the month. The two-year Treasury note traded in a wide range, hitting a low of 1.43% on September 4th in the wake of the weak ISM, climbing to 1.80% by September 13th on better data and trade optimism, and then skidding to close the month at 1.62% following negative trade headlines, geopolitical concerns surrounding Iran and Brexit, the strike at General Motors, and the impeachment inquiry announcement.

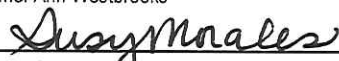
For the Quarter Ended
September 30, 2019


This report is prepared for the **Spring ISD** (the "Entity") in accordance with Chapter 2256 of the Texas Public Funds Investment Act ("PFIA"). Section 2256.023(a) of the PFIA states that: "Not less than quarterly, the investment officer shall prepare and submit to the governing body of the entity a written report of the investment transactions for all funds covered by this chapter for the preceding reporting period." This report is signed by the Entity's investment officers and includes the disclosures required in the PFIA. To the extent possible, market prices have been obtained from independent pricing sources.

The investment portfolio complied with the PFIA and the Entity's approved Investment Policy and Strategy throughout the period. All investment transactions made in the portfolio during this period were made on behalf of the Entity and were made in full compliance with the PFIA and the approved Investment Policy.

Officer Names and Titles:


Name: Ann Westbrooks Title: Chief Financial Officer


Name: Susy Morales Title: Director of Finance


Name: Reagan Molden Title: Senior Accountant

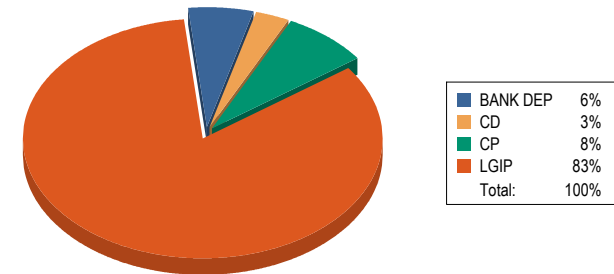
Account Summary

Allocation by Security Type

Beginning Values as of 06/30/19

Ending Values as of 09/30/19

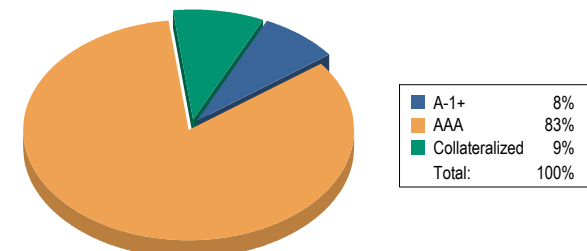
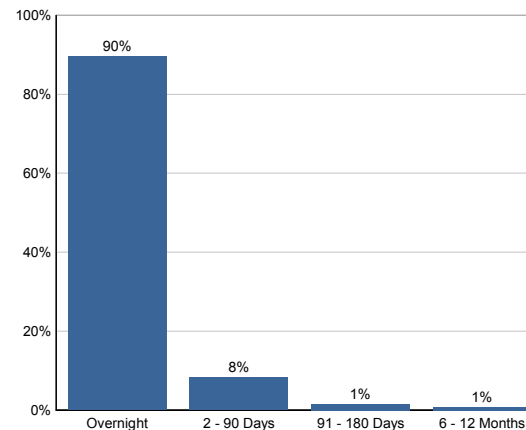
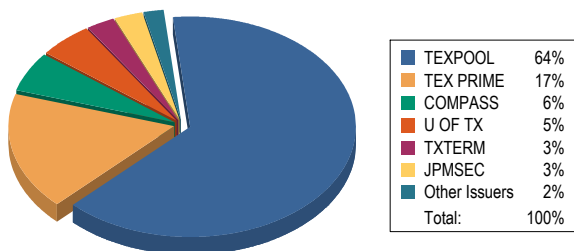
Par Value	370,185,432.21	296,614,706.91
Market Value	370,103,699.50	296,586,304.83
Book Value	370,089,336.20	296,578,106.26
Unrealized Gain/(Loss)	14,363.30	8,198.57
Market Value %	100.00%	100.00%
Weighted Avg. YTW	2.412%	2.217%
Weighted Avg. YTM	2.412%	2.217%



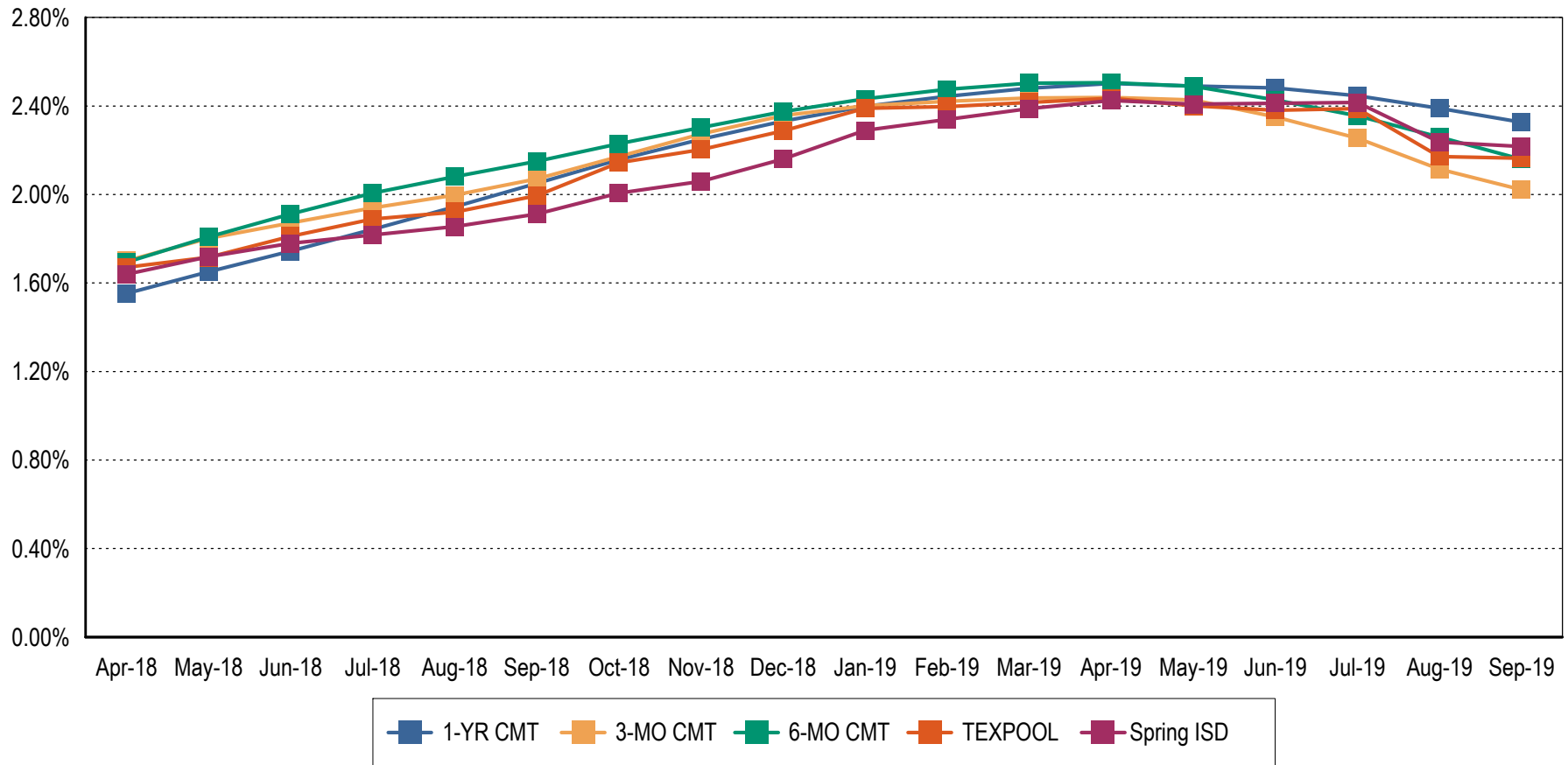
Allocation by Issuer

Maturity Distribution %

Credit Quality



Weighted Average Days to Maturity: 8



Note 1: CMT stands for Constant Maturity Treasury. This data is published in Federal Reserve Statistical Release H.15 and represents an average of all actively traded Treasury securities having that time remaining until maturity. This is a standard industry benchmark for Treasury securities. The CMT benchmarks are moving averages. The 3-month CMT is the daily average for the previous 3 months, the 6-month CMT is the daily average for the previous 6 months, and the 1-year and 2-year CMT's are the daily averages for the previous 12-months.

Note 2: Benchmark data for TexPool is the monthly average yield.

CUSIP	Settle Date	Sec. Type	Sec. Description	CPN	Mty Date	Next Call	Call Type	Par Value	Purch Price	Orig Cost	Book Value	Mkt Price	Market Value	Days to Mty	Days to Call	YTM	YTW
(199) General Fund																	
BBVA-SPRG		BANK DEP	BBVA Compass MM					4,019,861.53	100.000	4,019,861.53	4,019,861.53	100.000	4,019,861.53	1		1.760	1.760
TEXPOOL		LGIP	TexPool					60,603,211.63	100.000	60,603,211.63	60,603,211.63	100.000	60,603,211.63	1		2.163	2.163
TEXPRIME		LGIP	TexPool Prime					26,937,247.43	100.000	26,937,247.43	26,937,247.43	100.000	26,937,247.43	1		2.275	2.275
TXDAILY		LGIP	TexasDAILY					5,669,209.98	100.000	5,669,209.98	5,669,209.98	100.000	5,669,209.98	1		2.150	2.150
CD-T14633	10/01/18	CD-IAM	TexasTERM CD	2.720	10/01/19			243,000.00	100.000	243,000.00	243,000.00	100.000	243,000.00	1		2.720	2.720
CD-T58511	10/01/18	CD-IAM	TexasTERM CD	2.700	10/01/19			243,000.00	100.000	243,000.00	243,000.00	100.000	243,000.00	1		2.700	2.700
CD-T58716	10/01/18	CD-IAM	TexasTERM CD	2.700	10/01/19			243,000.00	100.000	243,000.00	243,000.00	100.000	243,000.00	1		2.700	2.700
CDT5496-1	10/01/18	CD-IAM	TexasTERM CD	2.750	10/01/19			243,000.00	100.000	243,000.00	243,000.00	100.000	243,000.00	1		2.750	2.750
CD-T14251	10/31/18	CD-IAM	TexasTERM CD	3.000	10/31/19			242,000.00	100.000	242,000.00	242,000.00	100.000	242,000.00	31		3.000	3.000
CDT4294-1	10/31/18	CD-IAM	TexasTERM CD	2.950	10/31/19			242,000.00	100.000	242,000.00	242,000.00	100.000	242,000.00	31		2.950	2.950
CD-T01929	11/02/18	CD-IAM	TexasTERM CD	2.950	11/04/19			242,000.00	100.000	242,000.00	242,000.00	100.000	242,000.00	35		2.950	2.950
CD-T57920	11/02/18	CD-IAM	TexasTERM CD	2.900	11/04/19			242,000.00	100.000	242,000.00	242,000.00	100.000	242,000.00	35		2.900	2.900
CD-T02068	01/08/19	CD-IAM	TexasTERM CD	3.000	01/08/20			242,000.00	100.000	242,000.00	242,000.00	100.000	242,000.00	100		3.000	3.000
CD-T57968	01/08/19	CD-IAM	TexasTERM CD	3.000	01/08/20			242,000.00	100.000	242,000.00	242,000.00	100.000	242,000.00	100		3.000	3.000
CDT2398-1	01/08/19	CD-IAM	TexasTERM CD	2.950	01/08/20			242,000.00	100.000	242,000.00	242,000.00	100.000	242,000.00	100		2.950	2.950
CDT4982-2	01/08/19	CD-IAM	TexasTERM CD	2.950	01/08/20			242,000.00	100.000	242,000.00	242,000.00	100.000	242,000.00	100		2.950	2.950
CD-22065	01/10/19	CD-IAM	TexasTERM CD	2.950	01/10/20			242,000.00	100.000	242,000.00	242,000.00	100.000	242,000.00	102		2.950	2.950
CD-T04256	01/10/19	CD-IAM	TexasTERM CD	2.850	01/10/20			243,000.00	100.000	243,000.00	243,000.00	100.000	243,000.00	102		2.850	2.850
CDT1864-1	01/10/19	CD-IAM	TexasTERM CD	2.900	01/10/20			242,000.00	100.000	242,000.00	242,000.00	100.000	242,000.00	102		2.900	2.900
CDT3737-2	01/10/19	CD-IAM	TexasTERM CD	2.870	01/10/20			243,000.00	100.000	243,000.00	243,000.00	100.000	243,000.00	102		2.870	2.870
CDT4045-2	01/10/19	CD-IAM	TexasTERM CD	3.000	01/10/20			242,000.00	100.000	242,000.00	242,000.00	100.000	242,000.00	102		3.000	3.000
CDT7552-2	01/10/19	CD-IAM	TexasTERM CD	2.900	01/10/20			242,000.00	100.000	242,000.00	242,000.00	100.000	242,000.00	102		2.900	2.900
CD-T05116	02/05/19	CD-IAM	TexasTERM CD	2.830	02/05/20			243,000.00	100.000	243,000.00	243,000.00	100.000	243,000.00	128		2.830	2.830
CDT3330-1	02/05/19	CD-IAM	TexasTERM CD	2.850	02/05/20			243,000.00	100.000	243,000.00	243,000.00	100.000	243,000.00	128		2.850	2.850
CDT6499-1	02/05/19	CD-IAM	TexasTERM CD	2.900	02/05/20			242,000.00	100.000	242,000.00	242,000.00	100.000	242,000.00	128		2.900	2.900
CDT7703-2	02/05/19	CD-IAM	TexasTERM CD	2.850	02/05/20			243,000.00	100.000	243,000.00	243,000.00	100.000	243,000.00	128		2.850	2.850
CD-T33539	02/11/19	CD-IAM	TexasTERM CD	2.800	02/11/20			243,000.00	100.000	243,000.00	243,000.00	100.000	243,000.00	134		2.800	2.800
CDT0110-2	02/11/19	CD-IAM	TexasTERM CD	2.800	02/11/20			243,000.00	100.000	243,000.00	243,000.00	100.000	243,000.00	134		2.800	2.800
CD-T05229	02/20/19	CD-IAM	TexasTERM CD	2.750	02/20/20			243,000.00	100.000	243,000.00	243,000.00	100.000	243,000.00	143		2.750	2.750
CDT9842-2	02/20/19	CD-IAM	TexasTERM CD	2.800	02/20/20			243,000.00	100.000	243,000.00	243,000.00	100.000	243,000.00	143		2.800	2.800
CDT1840-1	04/01/19	CD-IAM	TexasTERM CD	2.550	03/31/20			243,000.00	100.000	243,000.00	243,000.00	100.000	243,000.00	183		2.550	2.550
CDT3306-1	04/01/19	CD-IAM	TexasTERM CD	2.650	03/31/20			243,000.00	100.000	243,000.00	243,000.00	100.000	243,000.00	183		2.650	2.650

CUSIP	Settle Date	Sec. Type	Sec. Description	CPN	Mty Date	Next Call	Call Type	Par Value	Purch Price	Orig Cost	Book Value	Mkt Price	Market Value	Days to Mty	Days to Call	YTM	YTW
(199) General Fund																	
CDT4607-2	04/01/19	CD-IAM	TexasTERM CD	2.750	03/31/20			243,000.00	100.000	243,000.00	243,000.00	100.000	243,000.00	183		2.750	2.750
CDT7512-2	04/01/19	CD-IAM	TexasTERM CD	2.650	03/31/20			243,000.00	100.000	243,000.00	243,000.00	100.000	243,000.00	183		2.650	2.650
CDT8265-1	04/04/19	CD-IAM	TexasTERM CD	2.700	04/03/20			243,000.00	100.000	243,000.00	243,000.00	100.000	243,000.00	186		2.700	2.700
CD-T26223	05/01/19	CD-IAM	TexasTERM CD	2.650	04/30/20			243,000.00	100.000	243,000.00	243,000.00	100.000	243,000.00	213		2.650	2.650
CDT7742-2	07/26/19	CD-IAM	TexasTERM CD	2.400	07/27/20			244,000.00	100.000	244,000.00	244,000.00	100.000	244,000.00	301		2.387	2.387
CDT3086-1	08/01/19	CD-IAM	TexasTERM CD	2.200	07/31/20			244,000.00	100.000	244,000.00	244,000.00	100.000	244,000.00	305		2.200	2.200
CDT4445-2	08/01/19	CD-IAM	TexasTERM CD	2.300	07/31/20			244,000.00	100.000	244,000.00	244,000.00	100.000	244,000.00	305		2.300	2.300
Total for (199) General Fund								105,724,530.57	100.000	105,724,530.57	105,724,530.57	100.000	105,724,530.57	11		2.226	2.226
(240) Child Nutrition Fund																	
TEXPOOL		LGIP	TexPool					3,136,852.43	100.000	3,136,852.43	3,136,852.43	100.000	3,136,852.43	1		2.163	2.163
TEXPRIME		LGIP	TexPool Prime					1,028,808.98	100.000	1,028,808.98	1,028,808.98	100.000	1,028,808.98	1		2.275	2.275
Total for (240) Child Nutrition Fund								4,165,661.41	100.000	4,165,661.41	4,165,661.41	100.000	4,165,661.41	1		2.191	2.191
(599) Debt Service Fund																	
BBVA-SPRG		BANK DEP	BBVA Compass MM					13,464,127.89	100.000	13,464,127.89	13,464,127.89	100.000	13,464,127.89	1		1.760	1.760
TEXPOOL		LGIP	TexPool					2,154,335.22	100.000	2,154,335.22	2,154,335.22	100.000	2,154,335.22	1		2.163	2.163
TEXPRIME		LGIP	TexPool Prime					5,202,762.72	100.000	5,202,762.72	5,202,762.72	100.000	5,202,762.72	1		2.275	2.275
Total for (599) Debt Service Fund								20,821,225.83	100.000	20,821,225.83	20,821,225.83	100.000	20,821,225.83	1		1.930	1.930
(621) Series 2017 Capital Project Fund																	
TEXPOOL		LGIP	TexPool					37,657,431.72	100.000	37,657,431.72	37,657,431.72	100.000	37,657,431.72	1		2.163	2.163
TEXPRIME		LGIP	TexPool Prime					1,433,406.74	100.000	1,433,406.74	1,433,406.74	100.000	1,433,406.74	1		2.275	2.275
91514BGE7	02/11/19	CP - INT	Univ of TX	2.730	11/05/19			15,000,000.00	100.000	15,000,000.00	15,000,000.00	100.014	15,002,100.00	36		2.729	2.729
46640QZ20	05/06/19	CP - DISC	J.P.Morgan Sec		12/02/19			8,400,000.00	98.524	8,276,030.00	8,363,399.35	99.637	8,369,497.92	63		2.568	2.568
Total for (621) Series 2017 Capital Project Fund								62,490,838.46	99.802	62,366,868.46	62,454,237.81	99.955	62,462,436.38	18		2.356	2.356



Spring ISD
Detail of Security Holdings
As of 09/30/2019

CUSIP	Settle Date	Sec. Type	Sec. Description	CPN	Mty Date	Next Call	Call Type	Par Value	Purch Price	Orig Cost	Book Value	Mkt Price	Market Value	Days to Mty	Days to Call	YTM	YTW
(622) Series 2019 Capital Project Fund																	
TEXPOOL		LGIP	TexPool					80,205,145.39	100.000	80,205,145.39	80,205,145.39	100.000	80,205,145.39	1		2.163	2.163
TEXPRIME		LGIP	TexPool Prime					15,000,300.44	100.000	15,000,300.44	15,000,300.44	100.000	15,000,300.44	1		2.275	2.275
Total for (622) Series 2019 Capital Project Fund								95,205,445.83	100.000	95,205,445.83	95,205,445.83	100.000	95,205,445.83	1		2.181	2.181
(698) Capital Project Commitment Fund																	
TEXPOOL		LGIP	TexPool					6,173,031.02	100.000	6,173,031.02	6,173,031.02	100.000	6,173,031.02	1		2.163	2.163
TEXPRIME		LGIP	TexPool Prime					2,033,973.79	100.000	2,033,973.79	2,033,973.79	100.000	2,033,973.79	1		2.275	2.275
Total for (698) Capital Project Commitment Fund								8,207,004.81	100.000	8,207,004.81	8,207,004.81	100.000	8,207,004.81	1		2.191	2.191
Total for Spring ISD								296,614,706.91	99.958	296,490,736.91	296,578,106.26	99.990	296,586,304.83	8		2.217	2.217

CUSIP	Security Type	Security Description	06/30/19 Book Value	Cost of Purchases	Maturities / Calls / Sales	Amortization / Accretion	Realized Gain/(Loss)	09/30/19 Book Value	06/30/19 Market Value	09/30/19 Market Value	Change in Mkt Value
(199) General Fund											
BBVA-SPRG	BANK DEP	BBVA Compass MM	4,000,770.71	19,090.82	0.00	0.00	0.00	4,019,861.53	4,000,770.71	4,019,861.53	19,090.82
TEXPOOL	LGIP	TexPool	66,174,746.99	4,741,366.63	(10,312,901.99)	0.00	0.00	60,603,211.63	66,174,746.99	60,603,211.63	(5,571,535.36)
TEXPRIME	LGIP	TexPool Prime	21,407,300.30	9,360,061.17	(3,830,114.04)	0.00	0.00	26,937,247.43	21,407,300.30	26,937,247.43	5,529,947.13
TXDAILY	LGIP	TexasDAILY	5,117,737.14	551,472.84	0.00	0.00	0.00	5,669,209.98	5,117,737.14	5,669,209.98	551,472.84
CD-T34519	CD-IAM	TexasTERM CD 2.750 07/05/19	243,000.00	0.00	(243,000.00)	0.00	0.00	0.00	243,000.00	0.00	(243,000.00)
CDT7742-1	CD-IAM	TexasTERM CD 2.700 07/05/19	243,000.00	0.00	(243,000.00)	0.00	0.00	0.00	243,000.00	0.00	(243,000.00)
912828S43	TREAS NOTE	U.S. Treasury 0.750 07/15/19	499,979.33	0.00	(500,000.00)	20.67	0.00	0.00	499,716.45	0.00	(499,716.45)
CDT6351-1	CD-IAM	TexasTERM CD 2.700 07/24/19	244,000.00	0.00	(244,000.00)	0.00	0.00	0.00	244,000.00	0.00	(244,000.00)
CD-T04160	CD-IAM	TexasTERM CD 2.650 08/01/19	243,000.00	0.00	(243,000.00)	0.00	0.00	0.00	243,000.00	0.00	(243,000.00)
CD-T09396	CD-IAM	TexasTERM CD 2.650 08/01/19	243,000.00	0.00	(243,000.00)	0.00	0.00	0.00	243,000.00	0.00	(243,000.00)
CD-T23086	CD-IAM	TexasTERM CD 2.610 08/01/19	243,000.00	0.00	(243,000.00)	0.00	0.00	0.00	243,000.00	0.00	(243,000.00)
CDT4445-1	CD-IAM	TexasTERM CD 2.700 08/01/19	243,000.00	0.00	(243,000.00)	0.00	0.00	0.00	243,000.00	0.00	(243,000.00)
CD-T14633	CD-IAM	TexasTERM CD 2.720 10/01/19	243,000.00	0.00	0.00	0.00	0.00	243,000.00	243,000.00	243,000.00	0.00
CD-T58511	CD-IAM	TexasTERM CD 2.700 10/01/19	243,000.00	0.00	0.00	0.00	0.00	243,000.00	243,000.00	243,000.00	0.00
CD-T58716	CD-IAM	TexasTERM CD 2.700 10/01/19	243,000.00	0.00	0.00	0.00	0.00	243,000.00	243,000.00	243,000.00	0.00
CDT5496-1	CD-IAM	TexasTERM CD 2.750 10/01/19	243,000.00	0.00	0.00	0.00	0.00	243,000.00	243,000.00	243,000.00	0.00
CD-T14251	CD-IAM	TexasTERM CD 3.000 10/31/19	242,000.00	0.00	0.00	0.00	0.00	242,000.00	242,000.00	242,000.00	0.00
CDT4294-1	CD-IAM	TexasTERM CD 2.950 10/31/19	242,000.00	0.00	0.00	0.00	0.00	242,000.00	242,000.00	242,000.00	0.00
CD-T01929	CD-IAM	TexasTERM CD 2.950 11/04/19	242,000.00	0.00	0.00	0.00	0.00	242,000.00	242,000.00	242,000.00	0.00
CD-T57920	CD-IAM	TexasTERM CD 2.900 11/04/19	242,000.00	0.00	0.00	0.00	0.00	242,000.00	242,000.00	242,000.00	0.00
CD-T02068	CD-IAM	TexasTERM CD 3.000 01/08/20	242,000.00	0.00	0.00	0.00	0.00	242,000.00	242,000.00	242,000.00	0.00
CD-T57968	CD-IAM	TexasTERM CD 3.000 01/08/20	242,000.00	0.00	0.00	0.00	0.00	242,000.00	242,000.00	242,000.00	0.00
CDT2398-1	CD-IAM	TexasTERM CD 2.950 01/08/20	242,000.00	0.00	0.00	0.00	0.00	242,000.00	242,000.00	242,000.00	0.00
CDT4982-2	CD-IAM	TexasTERM CD 2.950 01/08/20	242,000.00	0.00	0.00	0.00	0.00	242,000.00	242,000.00	242,000.00	0.00
CD-22065	CD-IAM	TexasTERM CD 2.950 01/10/20	242,000.00	0.00	0.00	0.00	0.00	242,000.00	242,000.00	242,000.00	0.00
CD-T04256	CD-IAM	TexasTERM CD 2.850 01/10/20	243,000.00	0.00	0.00	0.00	0.00	243,000.00	243,000.00	243,000.00	0.00
CDT1864-1	CD-IAM	TexasTERM CD 2.900 01/10/20	242,000.00	0.00	0.00	0.00	0.00	242,000.00	242,000.00	242,000.00	0.00
CDT3737-2	CD-IAM	TexasTERM CD 2.870 01/10/20	243,000.00	0.00	0.00	0.00	0.00	243,000.00	243,000.00	243,000.00	0.00
CDT4045-2	CD-IAM	TexasTERM CD 3.000 01/10/20	242,000.00	0.00	0.00	0.00	0.00	242,000.00	242,000.00	242,000.00	0.00
CDT7552-2	CD-IAM	TexasTERM CD 2.900 01/10/20	242,000.00	0.00	0.00	0.00	0.00	242,000.00	242,000.00	242,000.00	0.00
CD-T05116	CD-IAM	TexasTERM CD 2.830 02/05/20	243,000.00	0.00	0.00	0.00	0.00	243,000.00	243,000.00	243,000.00	0.00
CDT3330-1	CD-IAM	TexasTERM CD 2.850 02/05/20	243,000.00	0.00	0.00	0.00	0.00	243,000.00	243,000.00	243,000.00	0.00
CDT6499-1	CD-IAM	TexasTERM CD 2.900 02/05/20	242,000.00	0.00	0.00	0.00	0.00	242,000.00	242,000.00	242,000.00	0.00
CDT7703-2	CD-IAM	TexasTERM CD 2.850 02/05/20	243,000.00	0.00	0.00	0.00	0.00	243,000.00	243,000.00	243,000.00	0.00

CUSIP	Security Type	Security Description	06/30/19 Book Value	Cost of Purchases	Maturities / Calls / Sales	Amortization / Accretion	Realized Gain/(Loss)	09/30/19 Book Value	06/30/19 Market Value	09/30/19 Market Value	Change in Mkt Value
(199) General Fund											
CD-T33539	CD-IAM	TexasTERM CD 2.800 02/11/20	243,000.00	0.00	0.00	0.00	0.00	243,000.00	243,000.00	243,000.00	0.00
CDT0110-2	CD-IAM	TexasTERM CD 2.800 02/11/20	243,000.00	0.00	0.00	0.00	0.00	243,000.00	243,000.00	243,000.00	0.00
CD-T05229	CD-IAM	TexasTERM CD 2.750 02/20/20	243,000.00	0.00	0.00	0.00	0.00	243,000.00	243,000.00	243,000.00	0.00
CDT9842-2	CD-IAM	TexasTERM CD 2.800 02/20/20	243,000.00	0.00	0.00	0.00	0.00	243,000.00	243,000.00	243,000.00	0.00
CDT1840-1	CD-IAM	TexasTERM CD 2.550 03/31/20	243,000.00	0.00	0.00	0.00	0.00	243,000.00	243,000.00	243,000.00	0.00
CDT3306-1	CD-IAM	TexasTERM CD 2.650 03/31/20	243,000.00	0.00	0.00	0.00	0.00	243,000.00	243,000.00	243,000.00	0.00
CDT4607-2	CD-IAM	TexasTERM CD 2.750 03/31/20	243,000.00	0.00	0.00	0.00	0.00	243,000.00	243,000.00	243,000.00	0.00
CDT7512-2	CD-IAM	TexasTERM CD 2.650 03/31/20	243,000.00	0.00	0.00	0.00	0.00	243,000.00	243,000.00	243,000.00	0.00
CDT8265-1	CD-IAM	TexasTERM CD 2.700 04/03/20	243,000.00	0.00	0.00	0.00	0.00	243,000.00	243,000.00	243,000.00	0.00
CD-T26223	CD-IAM	TexasTERM CD 2.650 04/30/20	243,000.00	0.00	0.00	0.00	0.00	243,000.00	243,000.00	243,000.00	0.00
CDT7742-2	CD-IAM	TexasTERM CD 2.400 07/27/20	0.00	244,000.00	0.00	0.00	0.00	244,000.00	0.00	244,000.00	244,000.00
CDT3086-1	CD-IAM	TexasTERM CD 2.200 07/31/20	0.00	244,000.00	0.00	0.00	0.00	244,000.00	0.00	244,000.00	244,000.00
CDT4445-2	CD-IAM	TexasTERM CD 2.300 07/31/20	0.00	244,000.00	0.00	0.00	0.00	244,000.00	0.00	244,000.00	244,000.00
Total for (199) General Fund			106,665,534.47	15,403,991.46	(16,345,016.03)	20.67	0.00	105,724,530.57	106,665,271.59	105,724,530.57	(940,741.02)
(240) Child Nutrition Fund											
TEXPOOL	LGIP	TexPool	4,603,533.37	1,631,979.76	(3,098,660.70)	0.00	0.00	3,136,852.43	4,603,533.37	3,136,852.43	(1,466,680.94)
TEXPRIME	LGIP	TexPool Prime	1,517,242.90	544,379.59	(1,032,813.51)	0.00	0.00	1,028,808.98	1,517,242.90	1,028,808.98	(488,433.92)
Total for (240) Child Nutrition Fund			6,120,776.27	2,176,359.35	(4,131,474.21)	0.00	0.00	4,165,661.41	6,120,776.27	4,165,661.41	(1,955,114.86)
(599) Debt Service Fund											
BBVA-SPRG	BANK DEP	BBVA Compass MM	13,400,185.08	63,942.81	0.00	0.00	0.00	13,464,127.89	13,400,185.08	13,464,127.89	63,942.81
TEXPOOL	LGIP	TexPool	36,013,591.72	158,307.22	(34,017,563.72)	0.00	0.00	2,154,335.22	36,013,591.72	2,154,335.22	(33,859,256.50)
TEXPRIME	LGIP	TexPool Prime	16,307,536.54	477,431.03	(11,582,204.85)	0.00	0.00	5,202,762.72	16,307,536.54	5,202,762.72	(11,104,773.82)
Total for (599) Debt Service Fund			65,721,313.34	699,681.06	(45,599,768.57)	0.00	0.00	20,821,225.83	65,721,313.34	20,821,225.83	(44,900,087.51)

CUSIP	Security Type	Security Description	06/30/19 Book Value	Cost of Purchases	Maturities / Calls / Sales	Amortization / Accretion	Realized Gain/(Loss)	09/30/19 Book Value	06/30/19 Market Value	09/30/19 Market Value	Change in Mkt Value
(601) Series 2008-A Capital Project Fund											
TEXPOOL	LGIP	TexPool	0.00	0.00	0.00	0.00	0.00	0.00	0.00	0.00	0.00
TEXPRIME	LGIP	TexPool Prime	0.00	0.00	0.00	0.00	0.00	0.00	0.00	0.00	0.00
Total for (601) Series 2008-A Capital Project Fund			0.00	0.00	0.00	0.00	0.00	0.00	0.00	0.00	0.00
(611) Series 2009 Capital Project Fund											
TEXPRIME	LGIP	TexPool Prime	0.00	0.00	0.00	0.00	0.00	0.00	0.00	0.00	0.00
Total for (611) Series 2009 Capital Project Fund			0.00	0.00	0.00	0.00	0.00	0.00	0.00	0.00	0.00
(621) Series 2017 Capital Project Fund											
TEXPOOL	LGIP	TexPool	53,639,910.93	85,917.30	(16,068,396.51)	0.00	0.00	37,657,431.72	53,639,910.93	37,657,431.72	(15,982,479.21)
TEXPRIME	LGIP	TexPool Prime	1,424,860.38	8,546.36	0.00	0.00	0.00	1,433,406.74	1,424,860.38	1,433,406.74	8,546.36
3137EAEB1	AGCY BULET	FHLMC 0.875 07/19/19	6,794,836.01	0.00	(6,800,000.00)	5,163.99	0.00	0.00	6,794,508.32	0.00	(6,794,508.32)
91514BGE7	CP - INT	Univ of TX 2.730 11/05/19	15,000,000.00	0.00	0.00	0.00	0.00	15,000,000.00	15,007,200.00	15,002,100.00	(5,100.00)
46640QZ20	CP - DISC	J.P.Morgan Sec 0.000 12/02/19	8,309,088.65	0.00	0.00	54,310.70	0.00	8,363,399.35	8,316,842.52	8,369,497.92	52,655.40
Total for (621) Series 2017 Capital Project Fund			85,168,695.97	94,463.66	(22,868,396.51)	59,474.69	0.00	62,454,237.81	85,183,322.15	62,462,436.38	(22,720,885.77)
(622) Series 2019 Capital Project Fund											
TEXPOOL	LGIP	TexPool	77,115,053.14	4,458,927.52	(1,368,835.27)	0.00	0.00	80,205,145.39	77,115,053.14	80,205,145.39	3,090,092.25
TEXPRIME	LGIP	TexPool Prime	25,317,017.51	49,558.96	(10,366,276.03)	0.00	0.00	15,000,300.44	25,317,017.51	15,000,300.44	(10,316,717.07)
Total for (622) Series 2019 Capital Project Fund			102,432,070.65	4,508,486.48	(11,735,111.30)	0.00	0.00	95,205,445.83	102,432,070.65	95,205,445.83	(7,226,624.82)
(691) Series 2007 Capital Project Fund											
TEXPRIME	LGIP	TexPool Prime	0.00	0.00	0.00	0.00	0.00	0.00	0.00	0.00	0.00
Total for (691) Series 2007 Capital Project Fund			0.00	0.00	0.00	0.00	0.00	0.00	0.00	0.00	0.00

CUSIP	Security Type	Security Description	06/30/19 Book Value	Cost of Purchases	Maturities / Calls / Sales	Amortization / Accretion	Realized Gain/(Loss)	09/30/19 Book Value	06/30/19 Market Value	09/30/19 Market Value	Change in Mkt Value
(698) Capital Project Commitment Fund											
TEXPOOL	LGIP	TexPool	3,003,686.04	3,427,535.99	(258,191.01)	0.00	0.00	6,173,031.02	3,003,686.04	6,173,031.02	3,169,344.98
TEXPRIME	LGIP	TexPool Prime	977,259.46	1,142,733.84	(86,019.51)	0.00	0.00	2,033,973.79	977,259.46	2,033,973.79	1,056,714.33
Total for (698) Capital Project Commitment Fund			3,980,945.50	4,570,269.83	(344,210.52)	0.00	0.00	8,207,004.81	3,980,945.50	8,207,004.81	4,226,059.31
Total for Spring ISD			370,089,336.20	27,453,251.84	(101,023,977.14)	59,495.36	0.00	296,578,106.26	370,103,699.50	296,586,304.83	(73,517,394.67)

CUSIP	Security Type	Security Description	Beg. Accrued	Interest Earned	Interest Rec'd / Sold / Matured	Interest Purchased	Ending Accrued	Disc Accr / Prem Amort	Net Income
(199) General Fund									
BBVA-SPRG	BANK DEP	BBVA Compass MM	6,247.11	18,625.09	19,090.82	0.00	5,781.38	0.00	18,625.09
TEXPOOL	LGIP	TexPool	0.00	282,352.04	282,352.04	0.00	0.00	0.00	282,352.04
TEXPRIME	LGIP	TexPool Prime	0.00	140,222.09	140,222.09	0.00	0.00	0.00	140,222.09
TXDAILY	LGIP	TexasDAILY	0.00	31,874.40	31,874.40	0.00	0.00	0.00	31,874.40
CD-T34519	CD-IAM	TexasTERM CD 2.750 07/05/19	6,609.27	73.23	6,682.50	0.00	0.00	0.00	73.23
CDT7742-1	CD-IAM	TexasTERM CD 2.700 07/05/19	6,489.10	71.90	6,561.00	0.00	0.00	0.00	71.90
912828S43	TREAS NOTE	U.S. Treasury 0.750 07/15/19	1,729.97	145.03	1,875.00	0.00	0.00	20.67	165.70
CDT6351-1	CD-IAM	TexasTERM CD 2.700 07/24/19	5,541.14	415.13	5,956.27	0.00	0.00	0.00	415.13
CD-T04160	CD-IAM	TexasTERM CD 2.650 08/01/19	5,892.58	546.92	6,439.50	0.00	0.00	0.00	546.92
CD-T09396	CD-IAM	TexasTERM CD 2.650 08/01/19	5,892.58	546.92	6,439.50	0.00	0.00	0.00	546.92
CD-T23086	CD-IAM	TexasTERM CD 2.610 08/01/19	5,803.64	538.66	6,342.30	0.00	0.00	0.00	538.66
CDT4445-1	CD-IAM	TexasTERM CD 2.700 08/01/19	6,003.76	557.24	6,561.00	0.00	0.00	0.00	557.24
CD-T14633	CD-IAM	TexasTERM CD 2.720 10/01/19	4,943.62	1,665.98	0.00	0.00	6,609.60	0.00	1,665.98
CDT5496-1	CD-IAM	TexasTERM CD 2.750 10/01/19	4,998.14	1,684.36	0.00	0.00	6,682.50	0.00	1,684.36
CD-T58511	CD-IAM	TexasTERM CD 2.700 10/01/19	4,907.27	1,653.73	0.00	0.00	6,561.00	0.00	1,653.73
CD-T58716	CD-IAM	TexasTERM CD 2.700 10/01/19	4,907.27	1,653.73	0.00	0.00	6,561.00	0.00	1,653.73
CD-T14251	CD-IAM	TexasTERM CD 3.000 10/31/19	4,833.37	1,829.92	0.00	0.00	6,663.29	0.00	1,829.92
CDT4294-1	CD-IAM	TexasTERM CD 2.950 10/31/19	4,752.81	1,799.42	0.00	0.00	6,552.23	0.00	1,799.42
CD-T01929	CD-IAM	TexasTERM CD 2.950 11/04/19	4,713.70	1,799.42	0.00	0.00	6,513.12	0.00	1,799.42
CD-T57920	CD-IAM	TexasTERM CD 2.900 11/04/19	4,633.80	1,768.92	0.00	0.00	6,402.72	0.00	1,768.92
CD-T02068	CD-IAM	TexasTERM CD 3.000 01/08/20	3,460.93	1,829.92	0.00	0.00	5,290.85	0.00	1,829.92
CDT2398-1	CD-IAM	TexasTERM CD 2.950 01/08/20	3,403.25	1,799.42	0.00	0.00	5,202.67	0.00	1,799.42
CDT4982-2	CD-IAM	TexasTERM CD 2.950 01/08/20	3,403.25	1,799.42	0.00	0.00	5,202.67	0.00	1,799.42
CD-T57968	CD-IAM	TexasTERM CD 3.000 01/08/20	3,460.93	1,829.92	0.00	0.00	5,290.85	0.00	1,829.92
CD-22065	CD-IAM	TexasTERM CD 2.950 01/10/20	3,364.13	1,799.42	0.00	0.00	5,163.55	0.00	1,799.42
CD-T04256	CD-IAM	TexasTERM CD 2.850 01/10/20	3,263.52	1,745.61	0.00	0.00	5,009.13	0.00	1,745.61
CDT1864-1	CD-IAM	TexasTERM CD 2.900 01/10/20	3,307.11	1,768.92	0.00	0.00	5,076.03	0.00	1,768.92
CDT3737-2	CD-IAM	TexasTERM CD 2.870 01/10/20	3,286.43	1,757.85	0.00	0.00	5,044.28	0.00	1,757.85
CDT4045-2	CD-IAM	TexasTERM CD 3.000 01/10/20	3,421.15	1,829.92	0.00	0.00	5,251.07	0.00	1,829.92
CDT7552-2	CD-IAM	TexasTERM CD 2.900 01/10/20	3,307.11	1,768.92	0.00	0.00	5,076.03	0.00	1,768.92
CD-T05116	CD-IAM	TexasTERM CD 2.830 02/05/20	2,750.76	1,733.36	0.00	0.00	4,484.12	0.00	1,733.36
CDT3330-1	CD-IAM	TexasTERM CD 2.850 02/05/20	2,770.20	1,745.61	0.00	0.00	4,515.81	0.00	1,745.61
CDT6499-1	CD-IAM	TexasTERM CD 2.900 02/05/20	2,807.20	1,768.92	0.00	0.00	4,576.12	0.00	1,768.92
CDT7703-2	CD-IAM	TexasTERM CD 2.850 02/05/20	2,770.20	1,745.61	0.00	0.00	4,515.81	0.00	1,745.61

CUSIP	Security Type	Security Description	Beg. Accrued	Interest Earned	Interest Rec'd / Sold / Matured	Interest Purchased	Ending Accrued	Disc Accr / Prem Amort	Net Income
(199) General Fund									
CDT0110-2	CD-IAM	TexasTERM CD 2.800 02/11/20	2,609.75	1,714.98	0.00	0.00	4,324.73	0.00	1,714.98
CD-T33539	CD-IAM	TexasTERM CD 2.800 02/11/20	2,609.75	1,714.98	0.00	0.00	4,324.73	0.00	1,714.98
CD-T05229	CD-IAM	TexasTERM CD 2.750 02/20/20	2,398.38	1,684.35	0.00	0.00	4,082.73	0.00	1,684.35
CDT9842-2	CD-IAM	TexasTERM CD 2.800 02/20/20	2,441.98	1,714.98	0.00	0.00	4,156.96	0.00	1,714.98
CDT1840-1	CD-IAM	TexasTERM CD 2.550 03/31/20	1,544.88	1,561.86	0.00	0.00	3,106.74	0.00	1,561.86
CDT3306-1	CD-IAM	TexasTERM CD 2.650 03/31/20	1,605.46	1,623.11	0.00	0.00	3,228.57	0.00	1,623.11
CDT4607-2	CD-IAM	TexasTERM CD 2.750 03/31/20	1,666.05	1,684.35	0.00	0.00	3,350.40	0.00	1,684.35
CDT7512-2	CD-IAM	TexasTERM CD 2.650 03/31/20	1,605.46	1,623.11	0.00	0.00	3,228.57	0.00	1,623.11
CDT8265-1	CD-IAM	TexasTERM CD 2.700 04/03/20	1,581.83	1,653.73	0.00	0.00	3,235.56	0.00	1,653.73
CD-T26223	CD-IAM	TexasTERM CD 2.650 04/30/20	1,076.19	1,623.11	0.00	0.00	2,699.30	0.00	1,623.11
CDT7742-2	CD-IAM	TexasTERM CD 2.400 07/27/20	0.00	1,074.94	0.00	0.00	1,074.94	0.00	1,074.94
CDT3086-1	CD-IAM	TexasTERM CD 2.200 07/31/20	0.00	897.12	0.00	0.00	897.12	0.00	897.12
CDT4445-2	CD-IAM	TexasTERM CD 2.300 07/31/20	0.00	937.90	0.00	0.00	937.90	0.00	937.90
Total for (199) General Fund			152,815.03	534,255.47	520,396.42	0.00	166,674.08	20.67	534,276.14
(240) Child Nutrition Fund									
TEXPOOL	LGIP	TexPool	0.00	26,854.53	26,854.53	0.00	0.00	0.00	26,854.53
TEXPRIME	LGIP	TexPool Prime	0.00	9,411.24	9,411.24	0.00	0.00	0.00	9,411.24
Total for (240) Child Nutrition Fund			0.00	36,265.77	36,265.77	0.00	0.00	0.00	36,265.77
(599) Debt Service Fund									
BBVA-SPRG	BANK DEP	BBVA Compass MM	20,924.07	62,382.90	63,942.81	0.00	19,364.16	0.00	62,382.90
TEXPOOL	LGIP	TexPool	0.00	106,136.89	106,136.89	0.00	0.00	0.00	106,136.89
TEXPRIME	LGIP	TexPool Prime	0.00	63,497.71	63,497.71	0.00	0.00	0.00	63,497.71
Total for (599) Debt Service Fund			20,924.07	232,017.50	233,577.41	0.00	19,364.16	0.00	232,017.50
(601) Series 2008-A Capital Project Fund									
Total for (601) Series 2008-A Capital Project Fund			0.00	0.00	0.00	0.00	0.00	0.00	0.00

CUSIP	Security Type	Security Description	Beg. Accrued	Interest Earned	Interest Rec'd / Sold / Matured	Interest Purchased	Ending Accrued	Disc Accr / Prem Amort	Net Income
(611) Series 2009 Capital Project Fund									
Total for (611) Series 2009 Capital Project Fund			0.00	0.00	0.00	0.00	0.00	0.00	0.00
(621) Series 2017 Capital Project Fund									
TEXPOOL	LGIP	TexPool	0.00	262,140.57	262,140.57	0.00	0.00	0.00	262,140.57
TEXPRIME	LGIP	TexPool Prime	0.00	8,546.36	8,546.36	0.00	0.00	0.00	8,546.36
3137EAEB1	AGCY BULET	FHLMC 0.875 07/19/19	26,775.00	2,975.00	29,750.00	0.00	0.00	5,163.99	8,138.99
91514BGE7	CP - INT	Univ of TX 2.730 11/05/19	162,662.50	104,650.00	0.00	0.00	267,312.50	0.00	104,650.00
46640QZ20	CP - DISC	J.P.Morgan Sec 0.000 12/02/19	0.00	0.00	0.00	0.00	0.00	54,310.70	54,310.70
Total for (621) Series 2017 Capital Project Fund			189,437.50	378,311.93	300,436.93	0.00	267,312.50	59,474.69	437,786.62
(622) Series 2019 Capital Project Fund									
TEXPOOL	LGIP	TexPool	0.00	437,846.30	437,846.30	0.00	0.00	0.00	437,846.30
TEXPRIME	LGIP	TexPool Prime	0.00	132,534.28	132,534.28	0.00	0.00	0.00	132,534.28
Total for (622) Series 2019 Capital Project Fund			0.00	570,380.58	570,380.58	0.00	0.00	0.00	570,380.58
(691) Series 2007 Capital Project Fund									
Total for (691) Series 2007 Capital Project Fund			0.00	0.00	0.00	0.00	0.00	0.00	0.00
(698) Capital Project Commitment Fund									
TEXPOOL	LGIP	TexPool	0.00	21,690.97	21,690.97	0.00	0.00	0.00	21,690.97
TEXPRIME	LGIP	TexPool Prime	0.00	7,496.33	7,496.33	0.00	0.00	0.00	7,496.33
Total for (698) Capital Project Commitment Fund			0.00	29,187.30	29,187.30	0.00	0.00	0.00	29,187.30
Total for Spring ISD			363,176.60	1,780,418.55	1,690,244.41	0.00	453,350.74	59,495.36	1,839,913.91

Trade Date	Settle Date	CUSIP	Security Type	Security Description	Coupon	Mty Date	Call Date	Par Value	Price	Principal Amount	Int Purchased / Received	Total Amount	Realized Gain / Loss	YTM	YTW
(199) General Fund															
Maturities															
07/05/19	07/05/19	CD-T34519	CD-IAM	TexasTERM CD	2.750	07/05/19		243,000.00	100.000	243,000.00	6,682.50	249,682.50		2.750	
07/05/19	07/05/19	CDT7742-1	CD-IAM	TexasTERM CD	2.700	07/05/19		243,000.00	100.000	243,000.00	6,561.00	249,561.00		2.700	
07/15/19	07/15/19	912828S43	TREAS NOTE	U.S. Treasury	0.750	07/15/19		500,000.00	100.000	500,000.00	0.00	500,000.00		0.857	
07/24/19	07/24/19	CDT6351-1	CD-IAM	TexasTERM CD	2.700	07/24/19		244,000.00	100.000	244,000.00	5,956.27	249,956.27		2.700	
08/01/19	08/01/19	CD-T04160	CD-IAM	TexasTERM CD	2.650	08/01/19		243,000.00	100.000	243,000.00	6,439.50	249,439.50		2.650	
08/01/19	08/01/19	CD-T09396	CD-IAM	TexasTERM CD	2.650	08/01/19		243,000.00	100.000	243,000.00	6,439.50	249,439.50		2.650	
08/01/19	08/01/19	CD-T23086	CD-IAM	TexasTERM CD	2.610	08/01/19		243,000.00	100.000	243,000.00	6,342.30	249,342.30		2.610	
08/01/19	08/01/19	CDT4445-1	CD-IAM	TexasTERM CD	2.700	08/01/19		243,000.00	100.000	243,000.00	6,561.00	249,561.00		2.700	
Total for: Maturities								2,202,000.00		2,202,000.00	44,982.07	2,246,982.07		2.266	
Purchases															
07/26/19	07/26/19	CDT7742-2	CD-IAM	TexasTERM CD	2.400	07/27/20		244,000.00	100.000	244,000.00	0.00	244,000.00		2.387	2.387
08/01/19	08/01/19	CDT3086-1	CD-IAM	TexasTERM CD	2.200	07/31/20		244,000.00	100.000	244,000.00	0.00	244,000.00		2.200	2.200
08/01/19	08/01/19	CDT4445-2	CD-IAM	TexasTERM CD	2.300	07/31/20		244,000.00	100.000	244,000.00	0.00	244,000.00		2.300	2.300
Total for: Purchases								732,000.00		732,000.00	0.00	732,000.00		2.296	2.296
Income Payments															
07/15/19	07/15/19	912828S43	TREAS NOTE	U.S. Treasury	0.750	07/15/19				0.00	1,875.00	1,875.00			
Total for: Income Payments										0.00	1,875.00	1,875.00			

Trade Date	Settle Date	CUSIP	Security Type	Security Description	Coupon	Mty Date	Call Date	Par Value	Price	Principal Amount	Int Purchased / Received	Total Amount	Realized Gain / Loss	YTM	YTW
(621) Series 2017 Capital Project Fund															
<u>Maturities</u>															
07/19/19	07/19/19	3137EAEB1	AGCY BULET	FHLMC	0.875	07/19/19		6,800,000.00	100.000	6,800,000.00	0.00	6,800,000.00		2.412	
Total for: Maturities								6,800,000.00		6,800,000.00	0.00	6,800,000.00		2.412	
<u>Income Payments</u>															
07/19/19	07/19/19	3137EAEB1	AGCY BULET	FHLMC	0.875	07/19/19				0.00	29,750.00	29,750.00			
Total for: Income Payments										0.00	29,750.00	29,750.00			

Trade Date	Settle Date	CUSIP	Security Type	Security Description	Coupon	Mty Date	Call Date	Par Value	Price	Principal Amount	Int Purchased / Received	Total Amount	Realized Gain / Loss	YTM	YTW
------------	-------------	-------	---------------	----------------------	--------	----------	-----------	-----------	-------	------------------	--------------------------	--------------	----------------------	-----	-----

Total for All Portfolios

Transaction Type	Quantity	Total Amount	Realized G/L	YTM	YTW
Total Maturities	9,002,000.00	9,046,982.07		2.376	
Total Purchases	732,000.00	732,000.00		2.296	2.296
Total Income Payments	0.00	31,625.00			

CUSIP	Settle Date	Security Type	Security Description	Next Call Date	Purchase Qty	Orig Price	Original Cost	Amrt/Accr for Period	Total Amrt/Accr Since Purch	Remaining Disc / Prem	Book Value
(199) General Fund											
CD-T34519	07/05/18	CD-IAM	TexasTERM CD 2.750 07/05/19		0.00	100.000	0.00	0.00	0.00	0.00	0.00
CDT7742-1	07/05/18	CD-IAM	TexasTERM CD 2.700 07/05/19		0.00	100.000	0.00	0.00	0.00	0.00	0.00
912828S43	07/18/16	TREAS NOTE	U.S. Treasury 0.750 07/15/19		0.00	99.684	0.00	20.67	0.00	0.00	0.00
CDT6351-1	08/28/18	CD-IAM	TexasTERM CD 2.700 07/24/19		0.00	100.000	0.00	0.00	0.00	0.00	0.00
CD-T04160	08/01/18	CD-IAM	TexasTERM CD 2.650 08/01/19		0.00	100.000	0.00	0.00	0.00	0.00	0.00
CD-T09396	08/01/18	CD-IAM	TexasTERM CD 2.650 08/01/19		0.00	100.000	0.00	0.00	0.00	0.00	0.00
CD-T23086	08/01/18	CD-IAM	TexasTERM CD 2.610 08/01/19		0.00	100.000	0.00	0.00	0.00	0.00	0.00
CDT4445-1	08/01/18	CD-IAM	TexasTERM CD 2.700 08/01/19		0.00	100.000	0.00	0.00	0.00	0.00	0.00
CD-T14633	10/01/18	CD-IAM	TexasTERM CD 2.720 10/01/19		243,000.00	100.000	243,000.00	0.00	0.00	0.00	243,000.00
CD-T58511	10/01/18	CD-IAM	TexasTERM CD 2.700 10/01/19		243,000.00	100.000	243,000.00	0.00	0.00	0.00	243,000.00
CD-T58716	10/01/18	CD-IAM	TexasTERM CD 2.700 10/01/19		243,000.00	100.000	243,000.00	0.00	0.00	0.00	243,000.00
CDT5496-1	10/01/18	CD-IAM	TexasTERM CD 2.750 10/01/19		243,000.00	100.000	243,000.00	0.00	0.00	0.00	243,000.00
CD-T14251	10/31/18	CD-IAM	TexasTERM CD 3.000 10/31/19		242,000.00	100.000	242,000.00	0.00	0.00	0.00	242,000.00
CDT4294-1	10/31/18	CD-IAM	TexasTERM CD 2.950 10/31/19		242,000.00	100.000	242,000.00	0.00	0.00	0.00	242,000.00
CD-T01929	11/02/18	CD-IAM	TexasTERM CD 2.950 11/04/19		242,000.00	100.000	242,000.00	0.00	0.00	0.00	242,000.00
CD-T57920	11/02/18	CD-IAM	TexasTERM CD 2.900 11/04/19		242,000.00	100.000	242,000.00	0.00	0.00	0.00	242,000.00
CD-T02068	01/08/19	CD-IAM	TexasTERM CD 3.000 01/08/20		242,000.00	100.000	242,000.00	0.00	0.00	0.00	242,000.00
CD-T57968	01/08/19	CD-IAM	TexasTERM CD 3.000 01/08/20		242,000.00	100.000	242,000.00	0.00	0.00	0.00	242,000.00
CDT2398-1	01/08/19	CD-IAM	TexasTERM CD 2.950 01/08/20		242,000.00	100.000	242,000.00	0.00	0.00	0.00	242,000.00
CDT4982-2	01/08/19	CD-IAM	TexasTERM CD 2.950 01/08/20		242,000.00	100.000	242,000.00	0.00	0.00	0.00	242,000.00
CD-22065	01/10/19	CD-IAM	TexasTERM CD 2.950 01/10/20		242,000.00	100.000	242,000.00	0.00	0.00	0.00	242,000.00
CD-T04256	01/10/19	CD-IAM	TexasTERM CD 2.850 01/10/20		243,000.00	100.000	243,000.00	0.00	0.00	0.00	243,000.00
CDT1864-1	01/10/19	CD-IAM	TexasTERM CD 2.900 01/10/20		242,000.00	100.000	242,000.00	0.00	0.00	0.00	242,000.00
CDT3737-2	01/10/19	CD-IAM	TexasTERM CD 2.870 01/10/20		243,000.00	100.000	243,000.00	0.00	0.00	0.00	243,000.00
CDT4045-2	01/10/19	CD-IAM	TexasTERM CD 3.000 01/10/20		242,000.00	100.000	242,000.00	0.00	0.00	0.00	242,000.00
CDT7552-2	01/10/19	CD-IAM	TexasTERM CD 2.900 01/10/20		242,000.00	100.000	242,000.00	0.00	0.00	0.00	242,000.00
CD-T05116	02/05/19	CD-IAM	TexasTERM CD 2.830 02/05/20		243,000.00	100.000	243,000.00	0.00	0.00	0.00	243,000.00
CDT3330-1	02/05/19	CD-IAM	TexasTERM CD 2.850 02/05/20		243,000.00	100.000	243,000.00	0.00	0.00	0.00	243,000.00
CDT6499-1	02/05/19	CD-IAM	TexasTERM CD 2.900 02/05/20		242,000.00	100.000	242,000.00	0.00	0.00	0.00	242,000.00
CDT7703-2	02/05/19	CD-IAM	TexasTERM CD 2.850 02/05/20		243,000.00	100.000	243,000.00	0.00	0.00	0.00	243,000.00
CD-T33539	02/11/19	CD-IAM	TexasTERM CD 2.800 02/11/20		243,000.00	100.000	243,000.00	0.00	0.00	0.00	243,000.00
CDT0110-2	02/11/19	CD-IAM	TexasTERM CD 2.800 02/11/20		243,000.00	100.000	243,000.00	0.00	0.00	0.00	243,000.00

CUSIP	Settle Date	Security Type	Security Description	Next Call Date	Purchase Qty	Orig Price	Original Cost	Amrt/Accr for Period	Total Amrt/Accr Since Purch	Remaining Disc / Prem	Book Value
(199) General Fund											
CD-T05229	02/20/19	CD-IAM	TexasTERM CD 2.750 02/20/20		243,000.00	100.000	243,000.00	0.00	0.00	0.00	243,000.00
CDT9842-2	02/20/19	CD-IAM	TexasTERM CD 2.800 02/20/20		243,000.00	100.000	243,000.00	0.00	0.00	0.00	243,000.00
CDT1840-1	04/01/19	CD-IAM	TexasTERM CD 2.550 03/31/20		243,000.00	100.000	243,000.00	0.00	0.00	0.00	243,000.00
CDT3306-1	04/01/19	CD-IAM	TexasTERM CD 2.650 03/31/20		243,000.00	100.000	243,000.00	0.00	0.00	0.00	243,000.00
CDT4607-2	04/01/19	CD-IAM	TexasTERM CD 2.750 03/31/20		243,000.00	100.000	243,000.00	0.00	0.00	0.00	243,000.00
CDT7512-2	04/01/19	CD-IAM	TexasTERM CD 2.650 03/31/20		243,000.00	100.000	243,000.00	0.00	0.00	0.00	243,000.00
CDT8265-1	04/04/19	CD-IAM	TexasTERM CD 2.700 04/03/20		243,000.00	100.000	243,000.00	0.00	0.00	0.00	243,000.00
CD-T26223	05/01/19	CD-IAM	TexasTERM CD 2.650 04/30/20		243,000.00	100.000	243,000.00	0.00	0.00	0.00	243,000.00
CDT7742-2	07/26/19	CD-IAM	TexasTERM CD 2.400 07/27/20		244,000.00	100.000	244,000.00	0.00	0.00	0.00	244,000.00
CDT3086-1	08/01/19	CD-IAM	TexasTERM CD 2.200 07/31/20		244,000.00	100.000	244,000.00	0.00	0.00	0.00	244,000.00
CDT4445-2	08/01/19	CD-IAM	TexasTERM CD 2.300 07/31/20		244,000.00	100.000	244,000.00	0.00	0.00	0.00	244,000.00
Total for (199) General Fund					8,495,000.00		8,495,000.00	20.67	0.00	0.00	8,495,000.00
(621) Series 2017 Capital Project Fund											
3137EAEB1	05/15/18	AGCY BULET	FHLMC 0.875 07/19/19		0.00	98.225	0.00	5,163.99	0.00	0.00	0.00
91514BGE7	02/11/19	CP - INT	Univ of TX 2.730 11/05/19		15,000,000.00	100.000	15,000,000.00	0.00	0.00	0.00	15,000,000.00
46640QZ20	05/06/19	CP - DISC	J.P.Morgan Sec 0.000 12/02/19		8,400,000.00	98.524	8,276,030.00	54,310.70	87,369.35	36,600.65	8,363,399.35
Total for (621) Series 2017 Capital Project Fund					23,400,000.00		23,276,030.00	59,474.69	87,369.35	36,600.65	23,363,399.35
Total for Spring ISD					31,895,000.00		31,771,030.00	59,495.36	87,369.35	36,600.65	31,858,399.35

CUSIP	Security Type	Security Description	Pay Date	Interest	Principal	Total Amount
(199) General Fund						
CD-T14633	CD-IAM	TexasTERM CD 2.720 10/01/19	10/01/19	6,609.60	243,000.00	249,609.60
CDT5496-1	CD-IAM	TexasTERM CD 2.750 10/01/19	10/01/19	6,682.50	243,000.00	249,682.50
CD-T58511	CD-IAM	TexasTERM CD 2.700 10/01/19	10/01/19	6,561.00	243,000.00	249,561.00
CD-T58716	CD-IAM	TexasTERM CD 2.700 10/01/19	10/01/19	6,561.00	243,000.00	249,561.00
CD-T14251	CD-IAM	TexasTERM CD 3.000 10/31/19	10/31/19	7,260.00	242,000.00	249,260.00
CDT4294-1	CD-IAM	TexasTERM CD 2.950 10/31/19	10/31/19	7,139.00	242,000.00	249,139.00
CD-T01929	CD-IAM	TexasTERM CD 2.950 11/04/19	11/04/19	14,278.00	242,000.00	256,278.00
CD-T57920	CD-IAM	TexasTERM CD 2.900 11/04/19	11/04/19	14,036.00	242,000.00	256,036.00
CD-T02068	CD-IAM	TexasTERM CD 3.000 01/08/20	01/08/20	7,260.00	242,000.00	249,260.00
CDT2398-1	CD-IAM	TexasTERM CD 2.950 01/08/20	01/08/20	7,139.00	242,000.00	249,139.00
CDT4982-2	CD-IAM	TexasTERM CD 2.950 01/08/20	01/08/20	7,139.00	242,000.00	249,139.00
CD-T57968	CD-IAM	TexasTERM CD 3.000 01/08/20	01/08/20	7,260.00	242,000.00	249,260.00
CD-22065	CD-IAM	TexasTERM CD 2.950 01/10/20	01/10/20	7,139.00	242,000.00	249,139.00
CD-T04256	CD-IAM	TexasTERM CD 2.850 01/10/20	01/10/20	6,925.50	243,000.00	249,925.50
CDT1864-1	CD-IAM	TexasTERM CD 2.900 01/10/20	01/10/20	7,018.00	242,000.00	249,018.00
CDT3737-2	CD-IAM	TexasTERM CD 2.870 01/10/20	01/10/20	6,974.10	243,000.00	249,974.10
CDT4045-2	CD-IAM	TexasTERM CD 3.000 01/10/20	01/10/20	7,260.00	242,000.00	249,260.00
CDT7552-2	CD-IAM	TexasTERM CD 2.900 01/10/20	01/10/20	7,018.00	242,000.00	249,018.00
CD-T05116	CD-IAM	TexasTERM CD 2.830 02/05/20	02/05/20	6,876.90	243,000.00	249,876.90
CDT3330-1	CD-IAM	TexasTERM CD 2.850 02/05/20	02/05/20	6,925.50	243,000.00	249,925.50
CDT6499-1	CD-IAM	TexasTERM CD 2.900 02/05/20	02/05/20	7,018.00	242,000.00	249,018.00
CDT7703-2	CD-IAM	TexasTERM CD 2.850 02/05/20	02/05/20	6,925.50	243,000.00	249,925.50
CDT0110-2	CD-IAM	TexasTERM CD 2.800 02/11/20	02/11/20	6,804.00	243,000.00	249,804.00
CD-T33539	CD-IAM	TexasTERM CD 2.800 02/11/20	02/11/20	6,804.00	243,000.00	249,804.00
CD-T05229	CD-IAM	TexasTERM CD 2.750 02/20/20	02/20/20	6,682.50	243,000.00	249,682.50
CDT9842-2	CD-IAM	TexasTERM CD 2.800 02/20/20	02/20/20	6,804.00	243,000.00	249,804.00
Total for (199) General Fund				195,100.10	6,305,000.00	6,500,100.10
(621) Series 2017 Capital Project Fund						
91514BGE7	CP - INT	Univ of TX 2.730 11/05/19	11/05/19	307,125.00	15,000,000.00	15,307,125.00
46640QZ20	CP - DISC	J.P.Morgan Sec 0.000 12/02/19	12/02/19	0.00	8,400,000.00	8,400,000.00
Total for (621) Series 2017 Capital Project Fund				307,125.00	23,400,000.00	23,707,125.00

CUSIP	Security Type	Security Description	Pay Date	Interest	Principal	Total Amount
Total for All Portfolios						
			October 2019	40,813.10	1,456,000.00	1,496,813.10
			November 2019	335,439.00	15,484,000.00	15,819,439.00
			December 2019	0.00	8,400,000.00	8,400,000.00
			January 2020	71,132.60	2,422,000.00	2,493,132.60
			February 2020	54,840.40	1,943,000.00	1,997,840.40
Total Projected Cash Flows for Spring ISD				502,225.10	29,705,000.00	30,207,225.10